





Use the below products when utilising a DIY system to protect your bare block and concrete areas that have high traffic or ease of cleaning properties.

WHAT YOU WILL NEED ✓

-  **P40**
-  **CARBOMASTIC® 615**
-  **CARBOGUARD® 504**
-  **E~LINE 949**

- Empty tins and mixing stick
- Water blaster
- Washing brooms and containers or degrease rags
- Paint roller, sleeves and tray
- Paint brushes - a high quality, fine tip brush is important



History. Service.
Innovation.



Get your very own **Shop Card** and enjoy the perks of saving big with exclusive discounts!

Apply in store or online: www.thealtexpaintshop.com

THE ALTEX PAINT SHOP

AUCKLAND

68 Patiki Road, Avondale **Ph: 09 828 3422**

TAURANGA

91-111 Oropi Road, Greerton **Ph: 07 541 1955**

NELSON

79 Vickerman Street, Port Nelson **Ph: 03 546 8375**

CHRISTCHURCH

10D Craft Place, Middleton **Ph: 03 335 0673**

DUNEDIN

4 Mason Street, City Centre **Ph: 03 474 1890**



TECHNICAL HELPLINE

We have a great Technical team available who will happily discuss all your painting requirements with practical advice. Our Factory Shop staff are dedicated to making sure you receive top service and information.

0800 258 390

www.thealtexpaintshop.co.nz



THE ALTEX PAINT SHOP

BARE BLOCK & CONCRETE



COWSHED - WALLS & FLOORS, GARAGING & SHEDS, ANIMAL AREAS & ORCHARDS

Hard wearing, heavy duty coatings to protect against corrosion, high animal traffic areas and chemically cleaned areas. Fast and affordable simple solutions.



BARE BLOCK & CONCRETE

COWSHED - WALLS & FLOORS, GARAGING & SHEDS, ANIMAL AREAS & ORCHARDS

Protect the lifespan of your block and concrete structures. Coating with Altex dramatically improves cleaning and hygiene requirements.

Suitable for the home garage to concrete water tanks, milk shed flooring to outside service areas.

Altex products are simple and easy to use boasting the following:

FEATURES



- ✓ Ease of use
- ✓ 3 stage application
- ✓ Simple brush/roller application
- ✓ High grade finish
- ✓ Long service life
- ✓ The approximate project time is 48 hours

PROCESS

Follow the below process for a DIY system to protect your bare block and concrete areas that have high traffic or require ease of cleaning properties.

1

SURFACE PREPARATION



Water blast area to remove surface contaminants
Brush roll or mop **P40** Cleaner to degrease remove in-ground contaminants giving undercoats better adhesion.
Simple, scrub and rinse.

2

PRIMING, FILLING & UNDERCOATING



Apply two coats of **CARBOMASTIC 615**.

To increase durability additional coats of **CARBOMASTIC 615** can be applied

Use **CARBOGUARD 504** - to prime surface.

3

FINISH COAT



Final Coat of **E~LINE 949**
Get the additional benefits of **EASY CLEAN SX** by adding to **E~LINE 949** coat to achieve a superior non stick finish for that remarkable difference in cleaning dairy or animal areas.

Note: **E~LINE 949** is a fast curing, hard finish top coat ideal for application in winter months.

Find us on

Join The Altex Paint Shop Facebook community for DIY tips, how to's and our projects.

